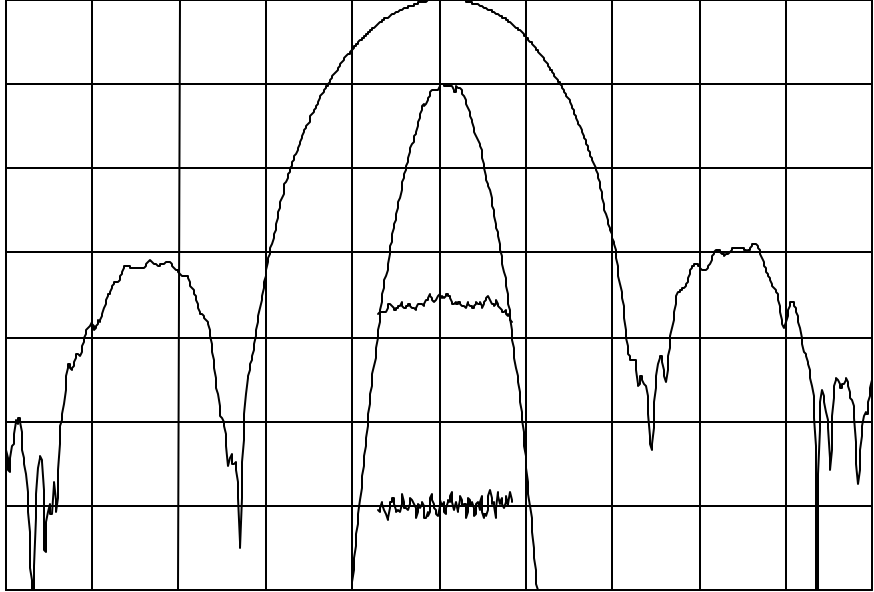




TYPICAL PERFORMANCE

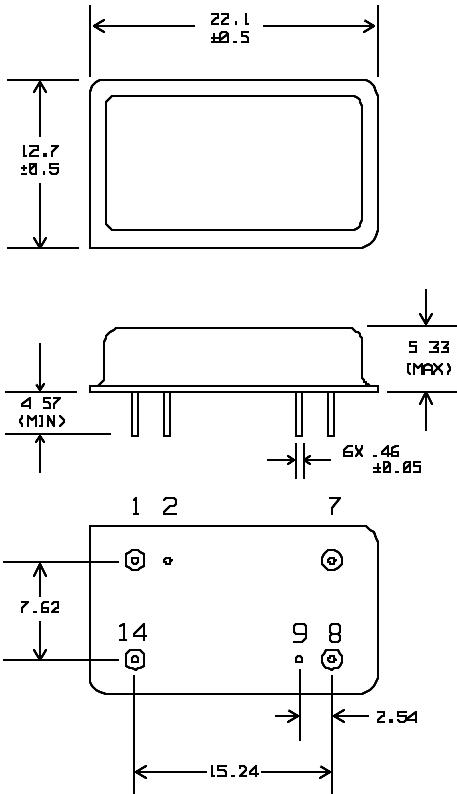


Horizontal: 5.0 MHz/div Vertical (from top): Magnitude 10 dB/div
Magnitude 1 dB/div
Phase 5 deg/div
Group Delay 50 nsec/div

SPECIFICATION

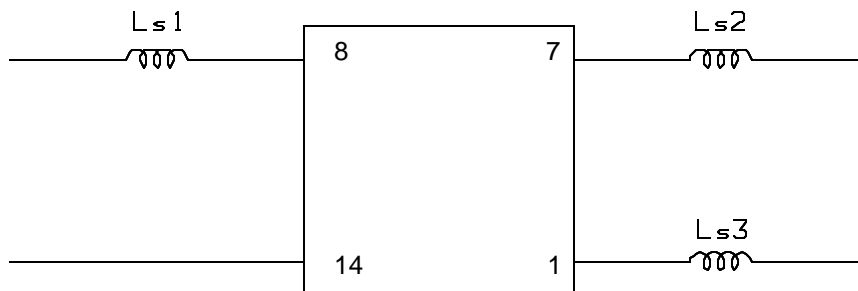
Parameter	Min	Typ	Max	Units
Center Frequency (Fc) ¹		60.00		MHz
Insertion Loss at 60 MHz			34.0	dB
Amplitude Variation (57.0 to 63.0 MHz)			3.0	dB p-p
Delay Time of Short Path	0.620	0.650	0.680	usec
Delay Time of Long Path	0.870	0.900	0.930	usec
Lower 3dB Band Edge			57.00	MHz
Upper 3dB Band Edge	63.00			MHz
Short/Long Path Integration Loss Difference			2.0	dB
Average Differential Delay (Pins 1 to 7)	248	250	252	nsec
Temperature Coefficient of Delay		23		PPM/°C
Source and Load Impedance		50		Ω
Input Power		+10	+15	dBm
Operating Temperature Range	-55	25	85	° C

Notes: 1. Any specified bandwidths are referenced to this frequency.
2. All above electrical parameters are measured at 25°C.

PACKAGE OUTLINE

Units: mm

Pin Configuration:

Input:	8
Output – Short Delay:	7
Output – Long Delay:	1
Ground:	2,9,14

MATCHING CIRCUIT


Typical component values: Ls1 = 330 nH Ls2 = 390 nH Ls3 = 390 nH

(minimum inductor Q = 40)

Notes - Requires 2% matching components.
Component values may change depending on board layout

ISO 9001
Registered

Micro Networks Corporation

Worldwide Headquarters ■ 324 Clark Street ■ Worcester, MA 01606 ■ tel: 508-852-5400 ■ fax: 508-852-8456
European Sales Headquarters ■ Hertosingel 20 ■ 6214 AD Maastricht ■ The Netherlands ■ tel: +31-43-32-70915 ■ fax: +31-43-32-70715
www.micronetworks.com