

A

B

C

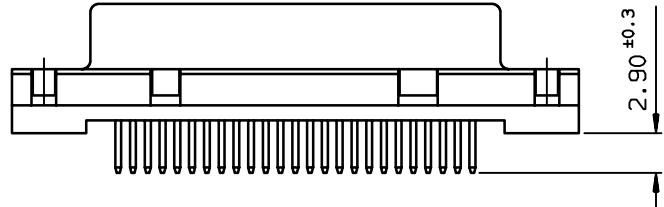
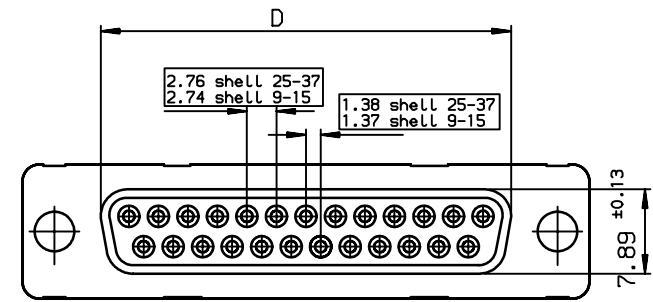
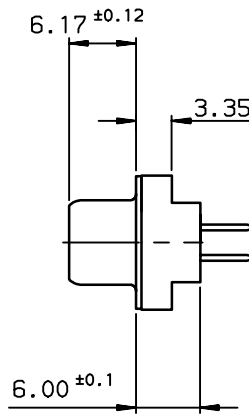
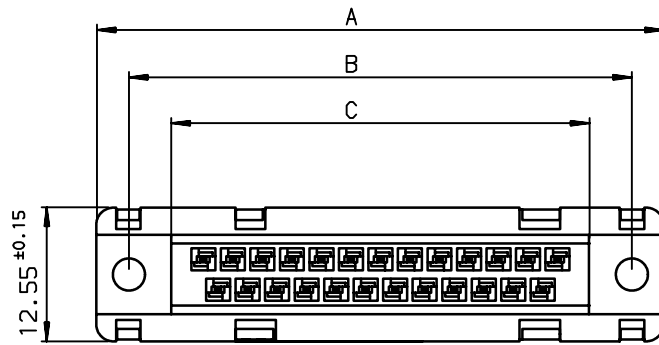
D

A

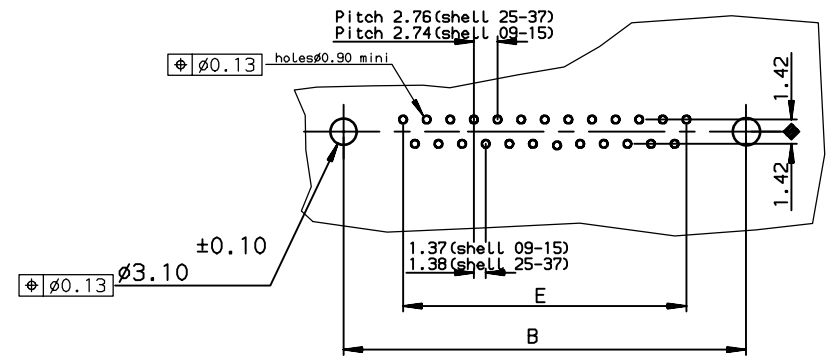
B

C

D



PC card drilling dimensions (after plating)
(thickness 1.60 ± 0.20mm)



TIN LEAD PART NUMBER

SHELL	A±0.38	B±0.12	C±0.10	D±0.25	E±0.07	PART NUMBER
09	30.81	24.99	16.96	16.21	10.96	D09S24A.PA00
15	39.14	33.32	25.18	24.54	19.18	D15S24A.PA00
25	53.03	47.04	39.12	38.25	33.12	D25S24A.PA00
37	69.32	63.50	55.68	54.71	49.68	D37S24A.PA00

Protection: 4 --> flash AU
6 --> 0.76µ AU

LEAD FREE PART NUMBER

SHELL	A±0.38	B±0.12	C±0.10	D±0.25	E±0.07	PART NUMBER
09	30.81	24.99	16.96	16.21	10.96	D09S24A.PA00LF
15	39.14	33.32	25.18	24.54	19.18	D15S24A.PA00LF
25	53.03	47.04	39.12	38.25	33.12	D25S24A.PA00LF
37	69.32	63.50	55.68	54.71	49.68	D37S24A.PA00LF

Protection: 4 --> flash AU
6 --> 0.76µ AU

GENERAL CHARACTERISTICS AND ROHS INFORMATIONS:
SEE DRAWING C01-8646-0000

European Views

www.fciconnect.com		surface ISO 1302 ✓	tolerance std ISO 406 ISO 1101	projection mm
TOLERANCES UNLESS OTHERWISE SPECIFIED				
Dr	JOUBERT	1996/09/10	0.X ±0.1	size A3
Eng	PESSON	1996/09/10	0.XX ±0.1	Scale 2
Chr	LEGARE	1996/09/10	0.XX ±2*	ECN L506-0097
Appr	LEGARE	1996/09/10	0.XXX ±0.1	Spec ref -
Product family			D-SUB	
		FEMALE CONNECTOR STD EUROPE straight solder type for PCB 1.6mm		dwg no C01-8646-0490
catalog no		CUSTOMER		sheet 1 of 1

rev	ecn no	dr	date
A	-	JOU	1996/09/10
C	L506-001	MPE	2005/03/10
D	L506-0097	LGO	2006/07/28
-	-	-	-
-	-	-	-
-	-	-	-



Copyright FCI.